


Test Booklet Code

TEST CODE : 001

CENTRE CODE : 001



TEST BOOKLET NO.

Time Allowed: 2 hours

This booklet contains 100 number of Questions.

Do not open this test booklet until you are asked to do so by the Invigilator.

Read carefully the Instructions on the Back Cover of this Test Booklet.

1. Immediately after opening this Test Booklet, please check that the Test Booklet contains the total 100 questions. In case there is any omission, please get the Test Booklet replaced by the Invigilator.
2. **ONLY BLACK / BLUE BALL POINT PEN IS TO BE USED FOR MARKING ANSWERS ON COMPUTERISED ANSWER SHEET.**
3. Rough work is to be done on the space provided for this purpose in this Test Booklet only.
4. This Test Booklet should be returned to the Invigilator along with Admit Card and OMR Answer Sheet before leaving the Examination Hall.
5. The Test Booklet code is mentioned above. Please do not forget to write this code on the OMR Answer Sheet. **If the Code is not written, the Answer Sheet will not be evaluated.**
6. **The candidate should ensure that the OMR Answer Sheet is not folded and shall not make any stray marks on it, otherwise it will not be evaluated.**
7. The candidates should fill up their Roll Number and other details correctly. Please check that the roll number written in numerical tally with that marked in ovals provided on the answer sheet. Any discrepancy may lead to cancellation of answer book, and no claim of the candidate whatsoever will be entertained.
8. For the Instructions please see the last page of this Test Booklet.

Name of the Candidate (in Capitals): _____

Roll Number : in figures _____


: in words _____

Candidate's Signature: _____ Date: _____

Invigilator's Signature: _____

Test Booklet Code

TEST CODE : 001
CENTRE CODE : 001



TEST BOOKLET NO.

Time Allowed: 2 hours

This booklet contains 100 number of Questions.

Do not open this test booklet until you are asked to do so by the Invigilator.

Read carefully the Instructions on the Back Cover of this Test Booklet.

1. Immediately after opening this Test Booklet, please check that the Test Booklet contains the total 100 questions. In case there is any omission, please get the Test Booklet replaced by the Invigilator.
2. **ONLY BLACK / BLUE BALL POINT PEN IS TO BE USED FOR MARKING ANSWERS ON COMPUTERISED ANSWER SHEET.**
3. Rough work is to be done on the space provided for this purpose in this Test Booklet only.
4. This Test Booklet should be returned to the Invigilator along with Admit Card and OMR Answer Sheet before leaving the Examination Hall.
5. The Test Booklet code is mentioned above. Please do not forget to write this code on the OMR Answer Sheet. **If the Code is not written, the Answer Sheet will not be evaluated.**
6. **The candidate should ensure that the OMR Answer Sheet is not folded and shall not make any stray marks on it, otherwise it will not be evaluated.**
7. The candidates should fill up their Roll Number and other details correctly. Please check that the roll number written in numerical tally with that marked in ovals provided on the answer sheet. Any discrepancy may lead to cancellation of answer book, and no claim of the candidate whatsoever will be entertained.
8. For the Instructions please see the last page of this Test Booklet.

Name of the Candidate (in Capitals): _____


Roll Number : in figures _____

: in words _____

Candidate's Signature: _____ Date: _____

Invigilator's Signature: _____

Test Booklet Code



TEST CODE : 001
CENTRE CODE : 001

TEST BOOKLET NO.

Time Allowed: 2 hours

This booklet contains 100 number of Questions.

Do not open this test booklet until you are asked to do so by the Invigilator.

Read carefully the Instructions on the Back Cover of this Test Booklet.

1. Immediately after opening this Test Booklet, please check that the Test Booklet contains the total 100 questions. In case there is any omission, please get the Test Booklet replaced by the Invigilator.
2. **ONLY BLACK / BLUE BALL POINT PEN IS TO BE USED FOR MARKING ANSWERS ON COMPUTERISED ANSWER SHEET.**
3. Rough work is to be done on the space provided for this purpose in this Test Booklet only.
4. This Test Booklet should be returned to the Invigilator along with Admit Card and OMR Answer Sheet before leaving the Examination Hall.
5. The Test Booklet code is mentioned above. Please do not forget to write this code on the OMR Answer Sheet. **If the Code is not written, the Answer Sheet will not be evaluated.**
6. **The candidate should ensure that the OMR Answer Sheet is not folded and shall not make any stray marks on it, otherwise it will not be evaluated.**
7. The candidates should fill up their Roll Number and other details correctly. Please check that the roll number written in numerical tally with that marked in ovals provided on the answer sheet. Any discrepancy may lead to cancellation of answer book, and no claim of the candidate whatsoever will be entertained.
8. For the Instructions please see the last page of this Test Booklet.

Name of the Candidate (in Capitals): _____

Roll Number : in figures _____


: in words _____

Candidate's Signature: _____ Date: _____

Invigilator's Signature: _____

Test Booklet Code

TEST CODE : 001
CENTRE CODE : 001



TEST BOOKLET NO.

Time Allowed: 2 hours

This booklet contains 100 number of Questions.

Do not open this test booklet until you are asked to do so by the Invigilator.

Read carefully the Instructions on the Back Cover of this Test Booklet.

1. Immediately after opening this Test Booklet, please check that the Test Booklet contains the total 100 questions. In case there is any omission, please get the Test Booklet replaced by the Invigilator.
2. **ONLY BLACK / BLUE BALL POINT PEN IS TO BE USED FOR MARKING ANSWERS ON COMPUTERISED ANSWER SHEET.**
3. Rough work is to be done on the space provided for this purpose in this Test Booklet only.
4. This Test Booklet should be returned to the Invigilator along with Admit Card and OMR Answer Sheet before leaving the Examination Hall.
5. The Test Booklet code is mentioned above. Please do not forget to write this code on the OMR Answer Sheet. **If the Code is not written, the Answer Sheet will not be evaluated.**
6. **The candidate should ensure that the OMR Answer Sheet is not folded and shall not make any stray marks on it, otherwise it will not be evaluated.**
7. The candidates should fill up their Roll Number and other details correctly. Please check that the roll number written in numerical tally with that marked in ovals provided on the answer sheet. Any discrepancy may lead to cancellation of answer book, and no claim of the candidate whatsoever will be entertained.
8. For the Instructions please see the last page of this Test Booklet.

Name of the Candidate (in Capitals): _____

Roll Number : in figures _____

: in words _____

Candidate's Signature: _____ Date: _____

Invigilator's Signature: _____

[Space for Rough Work]